

Remove the Topcovers and the Boltcap






Inset the four Washers to the Topcovers




Slide on the new Topcovers and secure it with the three Screws on the Top and one in the Front



Secure the front top Part on the Bottom to the front bottom Body Part with the one provided Screw



Secure the Topbackcover with the Screw from the removed Boltcap




Put on the Picatinnyrail and secure it with four Screws

Remove this Screw



Put on your new Handguard





Put on the two shells from your Handguard and secure it with the provided Screw

Secure the Handguard with two Screws





Put in your EMF MG100 Stockbarrel
But in the Frontpart and secure it with a Screw